


¡LÁPICES PARA ORDENAR!

Colorea y recorta los lápices de la parte de abajo. Ordénalos del **MÁS CORTO** al **MÁS LARGO** y pégalos sobre las recuadros.







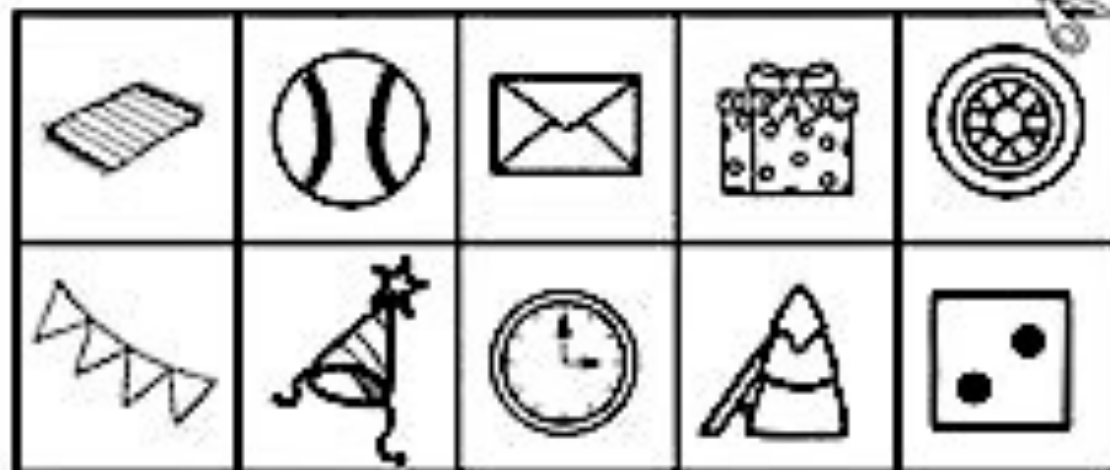
<https://fichasdeprescolar.blogspot.com>

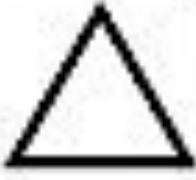














Patricia Sainz Romay Licencia de Creative Commons Atribución-NoComercial-CompartirIgual




¿QUÉ FORMA TIENE CADA OBJETO?













CORTÁ CON TIJERA POR EL CONTORNO



¡A ORDENAR DE MAYOR A MENOR!



¡A CONTAR!

 [] ----- []	 [] ----- []	 [] ----- []					
 [] ----- []		 [] ----- []					
 [] ----- []	 [] ----- []	 [] ----- []					
2	3	4	5	6	7	8	9

COLOREA LAS ESTRELLAS QUE INDICA EL NÚMERO

